

SPECIFICATION OF HWCM-HS SERIES

FEATURES & APPLICATIONS

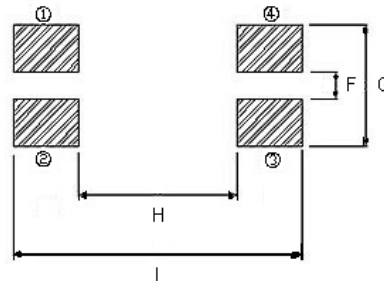
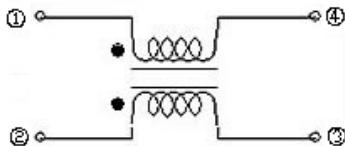
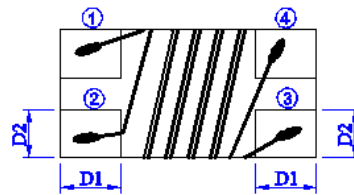
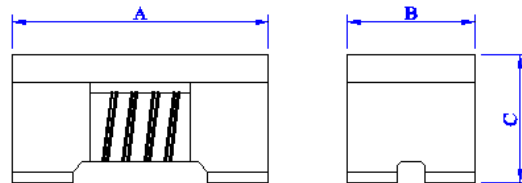
Lowprofile and very small size SMD Design,
Wound Chip constructure with standard 0504
and 0805 size, with best EMI suppression effect
but least impact to High Speed signal integrity.



ORDERING CODE

HWCM - 2012 HS - 600 T
 (1) (2) (3) (4) (5)

- (1) PRODUCT TYPE CODE
- (2) PRODUCT SIZE CODE
- (3) DESIGN CODE
- (4) IMPEDANCE
- (5) TAPING



APPEARANCE & DIMENSIONS

UNIT:mm (inch)

SIZE CODE	A	B	C	D1 TYP	D2 TYP	F TYP	G TYP	H TYP	I TYP
HWCM-1210HS 0504	1.20±0.20 (0.047±0.008)	1.00±0.20 (0.039±0.008)	0.90±0.20 (0.035±0.008)	0.36 (0.014)	0.38 (0.015)	0.30 (0.012)	1.20 (0.047)	0.60 (0.024)	1.50 (0.059)
HWCM-2012HS 0805	2.00±0.20 (0.079±0.008)	1.20±0.20 (0.047±0.008)	1.20±0.20 (0.047±0.008)	0.45 (0.018)	0.40 (0.016)	0.40 (0.016)	1.20 (0.047)	0.80 (0.031)	2.60 (0.102)

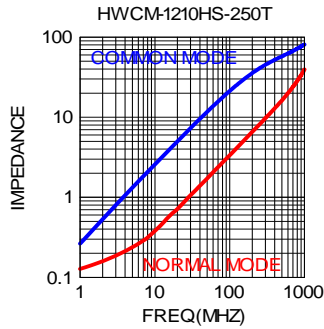
COMMON MODE CHOKE → HWCM-1210HS SERIES

ELECTRICAL CHARACTERISTICS

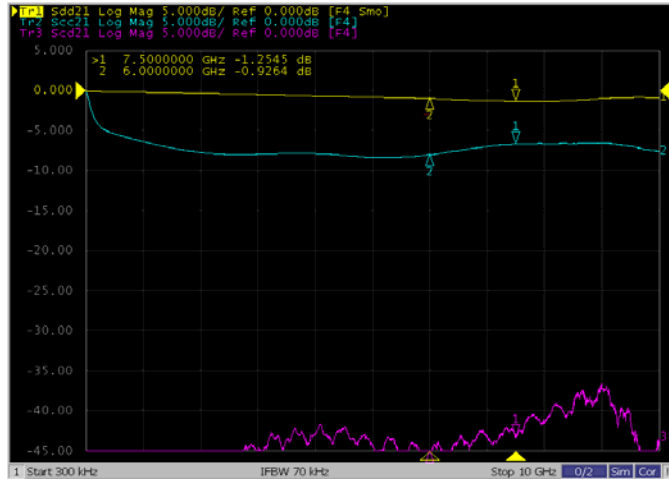
ORDERING CODE	Impedance (Ω)/100MHz	Tolerance ±%	CUT-OFF FREQUENCY (GHz)Typ.	DC Resistance (Ω)max	Rated Current (mA)max
HWCM-1210HS-250T	25	25%	7.5	0.25	420
HWCM-1210HS-600T	60	25%	6.0	0.25	400
HWCM-1210HS-900T	90	25%	6.0	0.30	400

HWCM-1210HS-250T

1. Electrical Characteristic Curve

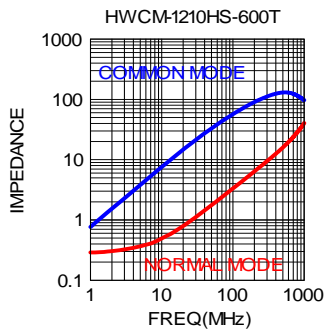


2. Insertion Loss Curve

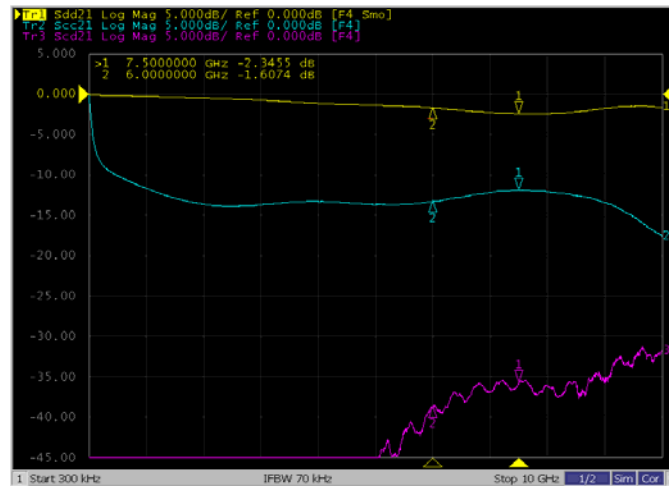


HWCM-1210HS-600T

1. Electrical Characteristic Curve



2. Insertion Loss Curve



HaoHuaKe Technology Co., Ltd. Tel:0755-2101 7581 QQ: 2606 3546 22
302, factory building No.1, fangmapu Xinfang street, Guihua community, Longhua District, Shenzhen, China

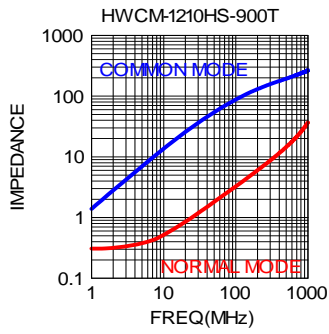
E-mail: hhk_shenzhen@126.com

Web Site: <http://www.haohuake.cn>

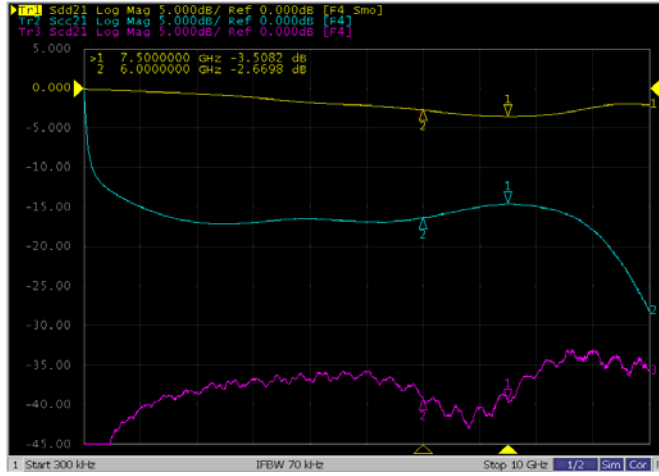
COMMON MODE CHOKE → HWCM-1210HS SERIES

HWCM-1210HS-900T

1. Electrical Characteristic Curve



2. Insertion Loss Curve



HaoHuaKe Technology Co., Ltd. Tel:0755-2101 7581 QQ:2606 3546 22
302, factory building No.1, fangmapu Xinfang street, Guihua community, Longhua District, Shenzhen, China

E-mail: hhk_shenzhen@126.com

Web Site: <http://www.haohuake.cn>

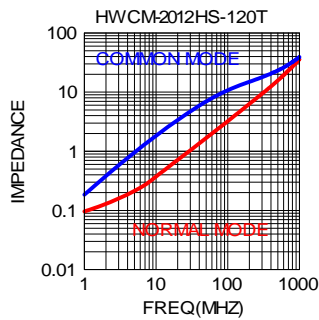
COMMON MODE CHOKE → HWCM-2012HS SERIES

ELECTRICAL CHARACTERISTICS

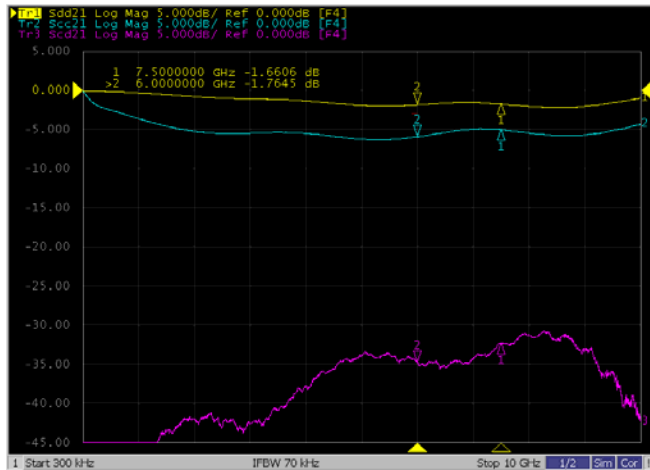
ORDERING CODE	Impedance (Ω)/100MHz	Tolerance ±%	CUT-OFF FREQUENCY (GHz)Typ.	DC Resistance (Ω)max	Rated Current (mA)max
HWCM-2012HS-120T	12	25%	7.5	0.20	450
HWCM-2012HS-240T	24	25%	7.5	0.25	420
HWCM-2012HS-320T	32	25%	7.5	0.25	400
HWCM-2012HS-670T	67	25%	6.0	0.25	400
HWCM-2012HS-900T	90	25%	6.0	0.30	400

HWCM-2012HS-120T

1. Electrical Characteristic Curve

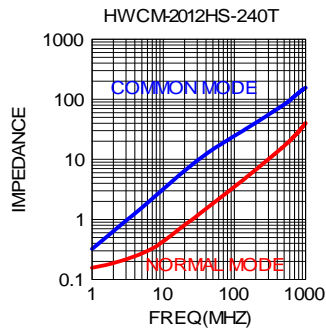


2. Insertion Loss Curve

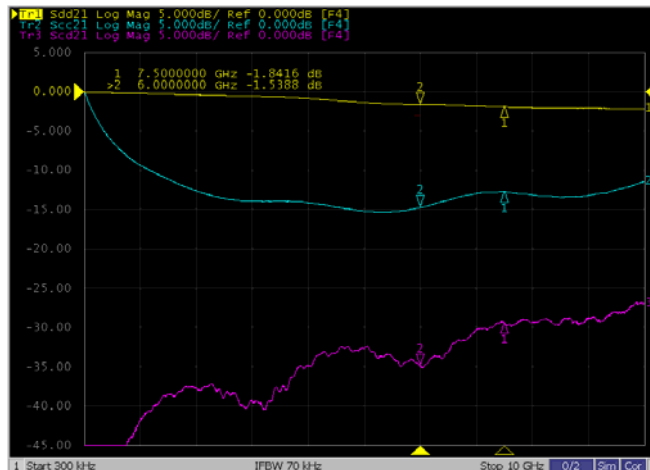


HWCM-2012HS-240T

1. Electrical Characteristic Curve



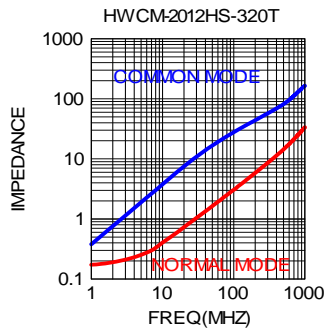
2. Insertion Loss Curve



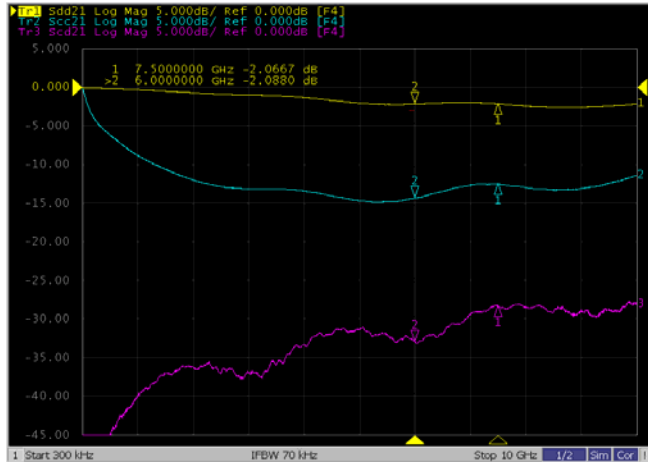
COMMON MODE CHOKE → HWCM-2012HS SERIES

HWCM-2012HS-320T

1. Electrical Characteristic Curve

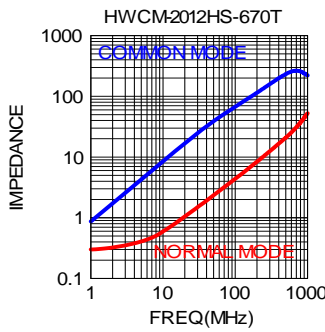


2. Insertion Loss Curve

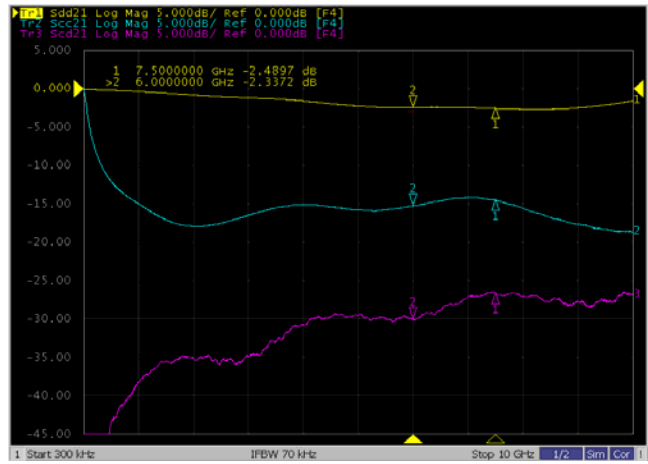


HWCM-2012HS-670T

1. Electrical Characteristic Curve

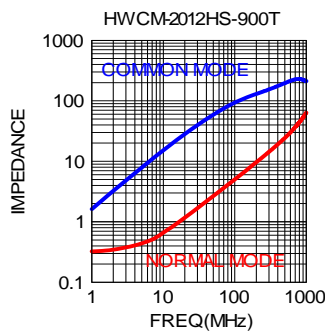


2. Insertion Loss Curve

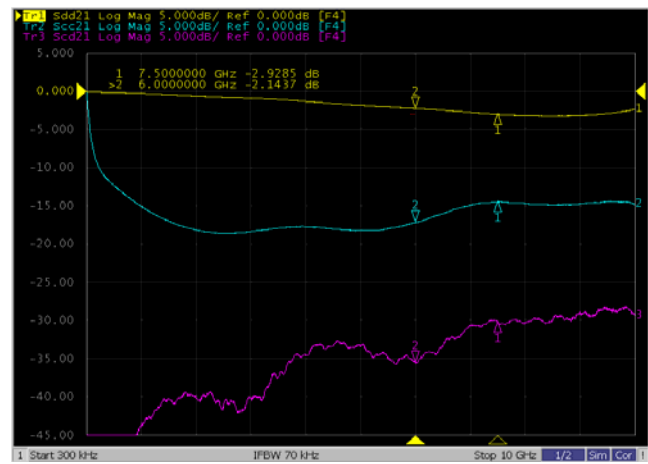


HWCM-2012HS-900T

1. Electrical Characteristic Curve



2. Insertion Loss Curve



HaoHuaKe Technology Co., Ltd. Tel:0755-2101 7581 QQ:2606 3546 22
302, factory building No.1, fangmapu Xinfang street, Guihua community, Longhua District,
Shenzhen, China

E-mail: hhk_shenzhen@126.com

Web Site:
<http://www.haohuake.cn>